Year 6 - Subtracting Fractions with Wholes – Crossing the Whole — Lesson Guide

Step 1

$5\frac{2}{4} - 1\frac{6}{8} =$ ☐



First, we circle the minus sign so we know to subtract and find the difference.

Step 2

$5\frac{2}{4} - 1\frac{6}{8} =$ ☐

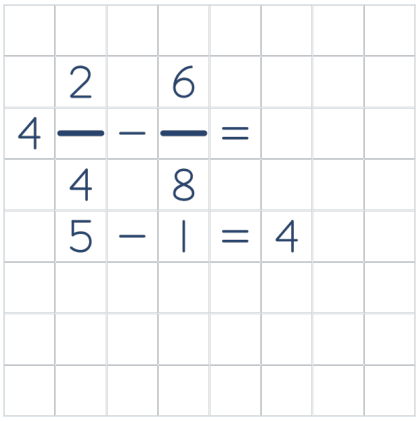

First, we subtract the whole-number parts, keeping the fractional parts separate for now. 5 – 1 = 4. We write 4 in the whole-number square and keep both fractions the same.

Step 3

$5\frac{2}{4} - 1\frac{6}{8} =$ ☐

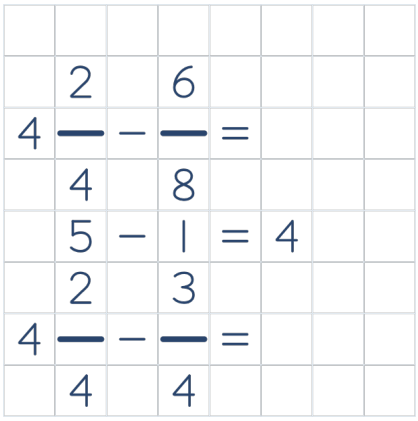

First, we check whether either fraction can be simplified. Three quarters is equivalent to six eighths. Divide the numerator and denominator by 2 to make that change. Keep 2/4, which already uses denominator 4. Keep 4 wholes on the left. On the next line, write 4 2/4 – 3/4.

Step 4

$5\frac{2}{4} - 1\frac{6}{8} =$ ☐

	2		6				
4	—	–	—	=			
	4		8				
	5	–	1	=	4		
	~~2~~ 6		3				
~~4~~ 3	—	–	—	=			
	4		4				

Remember: One whole is 4 quarters. Exchange one whole and add 4 to the numerator. Keep the denominator 4.

We need to subtract 3 quarters and have 2 quarters. Exchange 1 of the 4 wholes for 4 quarters. Cross out 4 and write 3 in the whole-number square. Add 4 quarters to 2 quarters. Cross out 2 and write 6 as the numerator. 3 wholes and 6 quarters have the same value as before the exchange.

Step 5

$5\frac{2}{4} - 1\frac{6}{8} =$ ☐

	2		6				
4	—	–	—	=			
	4		8				
	5	–	1	=	4		
	~~2~~ 6		3				
~~4~~ 3	—	–	—	=		—	
	4	✓	4	✓		4	

Both denominators are 4, so the parts are the same size. We tick both denominators to show they match. Then, we draw the fraction line and write 4 underneath it.

Step 6

$5\frac{2}{4} - 1\frac{6}{8} =$ ☐

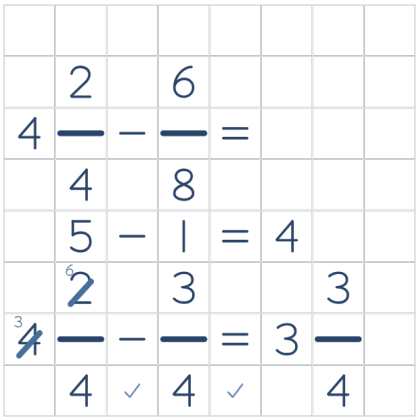

Subtract 3 quarters from 6 quarters. That leaves 3 quarters. Write 3 above the fraction line. We have 3 wholes after the exchange. Write 3 in the whole-number square.

Step 7

$5\frac{2}{4} - 1\frac{6}{8} = 3\frac{3}{4}$

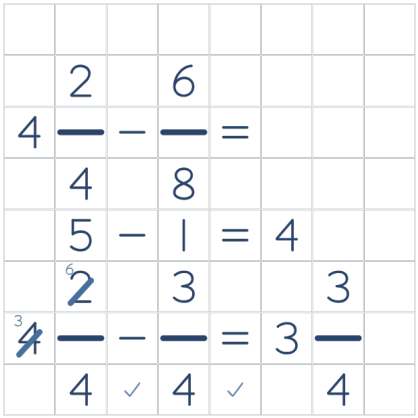

Read the whole-number and fractional parts together. The difference is 3 3/4. Copy 3 3/4 into the answer box. Make sure you copy the answer correctly.